

# PROPOSED HOUSING UNITS

## 16-26 Friend Street, Merrylands, NSW 2160

### Development Application

#### Drawing Schedule

Drawing Number	Drawing Title	Scale
000	Landscape Coversheet	N/A
101	Landscape Plan - Stage 1	1:150
102	Landscape Plan - Stage 2	1:150
501	Landscape Details	As Shown



The landscape plan shows two main residential areas, Village West and Village East, separated by a central street. The plan includes various lots (LOT 33, LOT 40, LOT 41, LOT 42, LOT 43, LOT 44, LOT 45, LOT 46, LOT 47) and detailed landscaping with trees, shrubs, and groundcovers. A north arrow is located in the top left corner.

#### PLANT SCHEDULE

Symbol	Botanic Name	Common Name	Height x Width (m)	Pot Size	Spacing	QTY
<b>Street Trees</b>						
Ps	<i>Pyrus sp.</i>	Ornamental Pear	11 x 3	100L	As Shown	3
<b>Trees</b>						
Ca	<i>Cupaniopsis anardoides</i>	Tuckeroo	7 x 5	75L	As Shown	10
Er	<i>Elaeocarpus reticulatus</i>	Blueberry Ash	12 x 5	75L	As Shown	7
TL	<i>Tristaniopsis 'Lucious'</i>	Water Gum	10 x 8	75L	As Shown	2
WW	<i>Waterhoousia 'Whisper'</i>	Weeping Lilly Pilly	8 x 5	75L	As Shown	22
<b>Shrubs / Accents</b>						
AsM	<i>Acmena smithii 'Minor'</i>	Dwarf Lilly Pilly	3 x 2	300mm	As Shown	43
DP	<i>Dodonaea 'Purpurea'</i>	Purple Hop Bush	3 x 2	300mm	As Shown	253
Cal	<i>Correa alba</i>	White Correa	1 x 1.5	300mm	As Shown	430
De	<i>Doryanthes excelsa</i>	Gynea Lily	2 x 2	300mm	As Shown	514
SaP	<i>Syzygium australe</i>	Lilly Pilly	4 x 3	300mm	As Shown	100
Wf	<i>Westringia fruticosa</i>	Coastal Rosemary	2 x 2	300mm	As Shown	375
<b>Groundcovers/ Grasses</b>						
Dr	<i>Dichondra repens</i>	Kidney Weed	0.15 x spreading	150mm	5/m2	610
Dc	<i>Dinaella caerulea</i>	Paroo Lily	0.7 x 0.7	150mm	5/m2	213
Hv	<i>Hardenbergia violacea</i>	False Sarsaparilla	0.2 x 3	150mm	5/m2	96
Hs	<i>Hibbertia scandens</i>	Golden Guinea Flower	0.2 x 1.5	150mm	5/m2	1731
LI	<i>Lomandra longifolia</i>	Mat Rush	0.7 x 1	150mm	5/m2	185
Mp	<i>Myoporum parvifolium</i>	Creeping Boobialla	0.2 x 1.5	150mm	5/m2	323
PE	<i>Poa 'Eskdale'</i>	Tussock Grass	0.7 x 0.7	150mm	5/m2	235
Ta	<i>Themeda australis</i>	Kangaroo Grass	0.5 x 0.5	150mm	5/m2	104

NOT FOR CONSTRUCTION

© 2019 Site Image (NSW) Pty Ltd. ABN 44 801 262 380 as agent for Site Image NSW Partnership. All rights reserved. This drawing is copyright and shall not be reproduced or copied in any form or by any means (graphic, electronic or mechanical including photocopy) without the written permission of Site Image (NSW) Pty Ltd. Any license, expressed or implied, to use this document for any purpose what so ever is restricted to the terms of the written agreement between Site Image (NSW) Pty Ltd and the instructing party.

The contractor shall check and verify all work on site (including work by others) before commencing the landscape installation. Any discrepancies are to be reported to the Project Manager or Landscape Architect prior to commencing work. Do not scale this drawing. Any required dimensions not shown shall be referred to the Landscape Architect for confirmation.

Issue	Revision Description	Drawn	Check	Date
E	REVISED PLANT SPECIES	JM	NM	05.03.2020
D	ARCHITECTURAL COORDINATION	JM	NM	10.01.2020
C	ARCHITECTURAL COORDINATION	SM	NM	11.12.2019
B	FOR SUBMISSION	JM	NM	06.11.2019
A	FOR COMMENT	SM	NM	16.07.2019

#### LEGEND

#### SITE IMAGE



Landscape Architects  
Level 1, 3-5 Baptist Street  
Redfern NSW 2016  
Australia  
Tel: (61 2) 8332 5600  
Fax: (61 2) 9698 2877  
www.siteimage.com.au

Client:



Family &  
Community Services  
Land & Housing Corporation

Project:

16-26 Friend Street  
Merrylands, NSW 2160

Drawing Name:

Landscape Coversheet

Scale:  
Job Number:

SS19-4121

Drawing Number:

Issue:

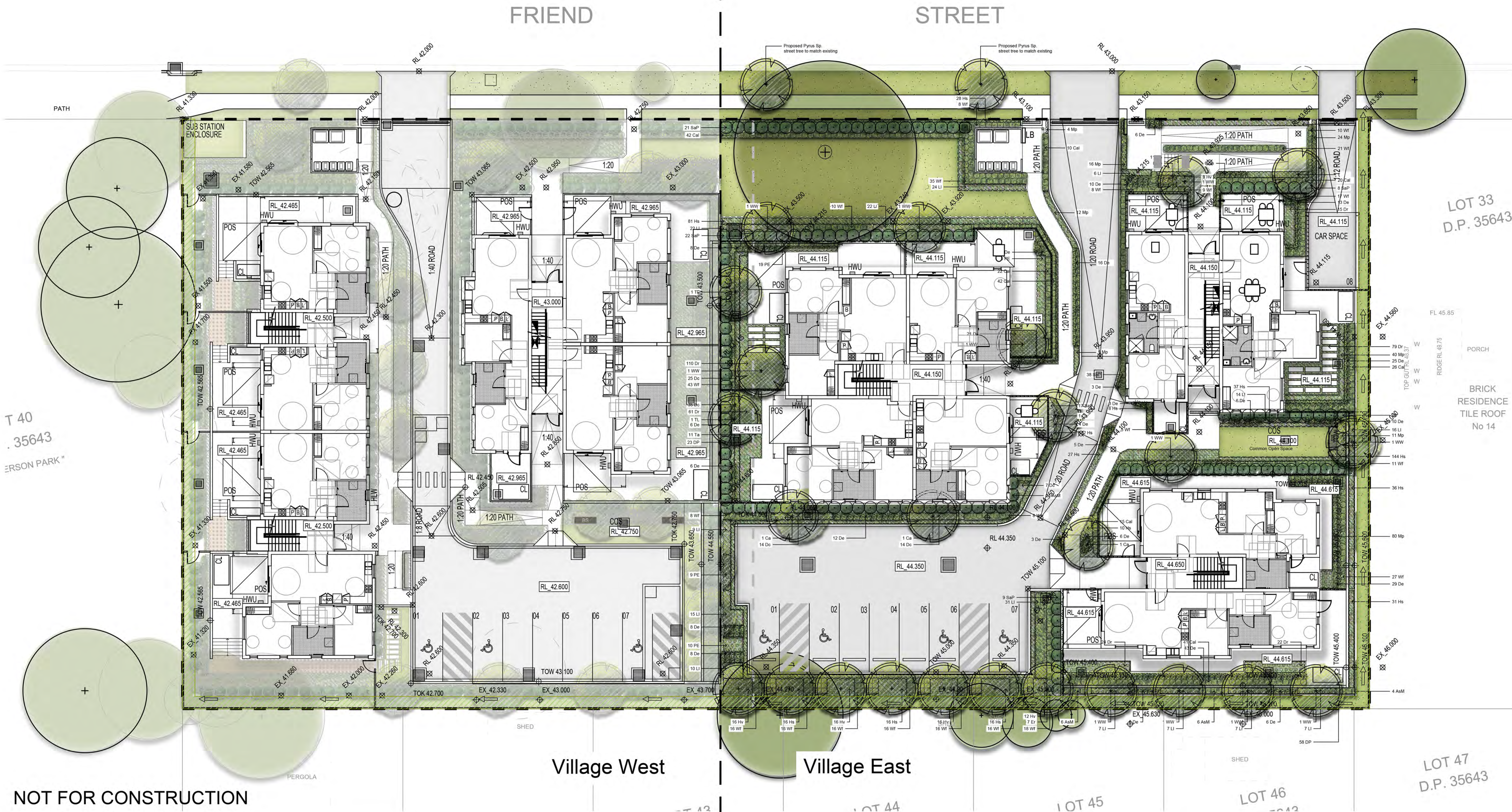
000 E

DEVELOPMENT APPLICATION









© 2019 Site Image (NSW) Pty Ltd. ABN 44 801 262 380 as agent for Site Image NSW Partnership. All rights reserved. This drawing is copyright and shall not be reproduced or copied in any form or by any means (graphic, electronic or mechanical including photocopy) without the written permission of Site Image (NSW) Pty Ltd. Any license, expressed or implied, to use this document for any purpose whatsoever is restricted to the terms of the written agreement between Site Image (NSW) Pty Ltd and the instructing party.

The contractor shall check and verify all work on site (including work by others) before commencing the landscape installation. Any discrepancies are to be reported to the Project Manager or Landscape Architect prior to commencing work. Do not scale this drawing. Any required dimensions not shown shall be referred to the Landscape Architect for confirmation.

Issue	Revision Description	Drawn	Check	Date
E	REVISED PLANT SPECIES	JM	NM	05.03.2020
D	ARCHITECTURAL COORDINATION	JM	NM	10.01.2020
C	ARCHITECTURAL COORDINATION	SM	NM	11.12.2019
B	FOR SUBMISSION	JM	NM	06.11.2019
A	FOR COMMENT	SM	NM	16.07.2019

**LEGEND**

- Property Boundary
- Existing Tree to be Retained
- Existing Tree to be Removed
- Proposed Tree (Refer to Plant Schedule)
- Grasses and Groundcovers (Refer to Plant Schedule)
- Shrubs and Accents (Refer to Plant Schedule)
- Turf (Refer to Detail)
- Architectural Tile (Refer to Architects Detail)
- Bench Seat
- Steel Edge (Refer to Detail)
- Fence
- Stepping Stones
- Clothesline
- Mulch

**SITE IMAGE**

Landscape Architects

Level 1, 3-5 Baptist Street  
Ridgely NSW 2016  
Australia

Tel: (61 2) 8332 5600  
Fax: (61 2) 9698 2877  
www.siteimage.com.au

Client: **NSW GOVERNMENT**

Family & Community Services  
Land & Housing Corporation

Project: **16-26 Friend Street  
Merrylands, NSW 2160**

Drawing Name: **Landscape Plan  
Stage 2**

DEVELOPMENT APPLICATION

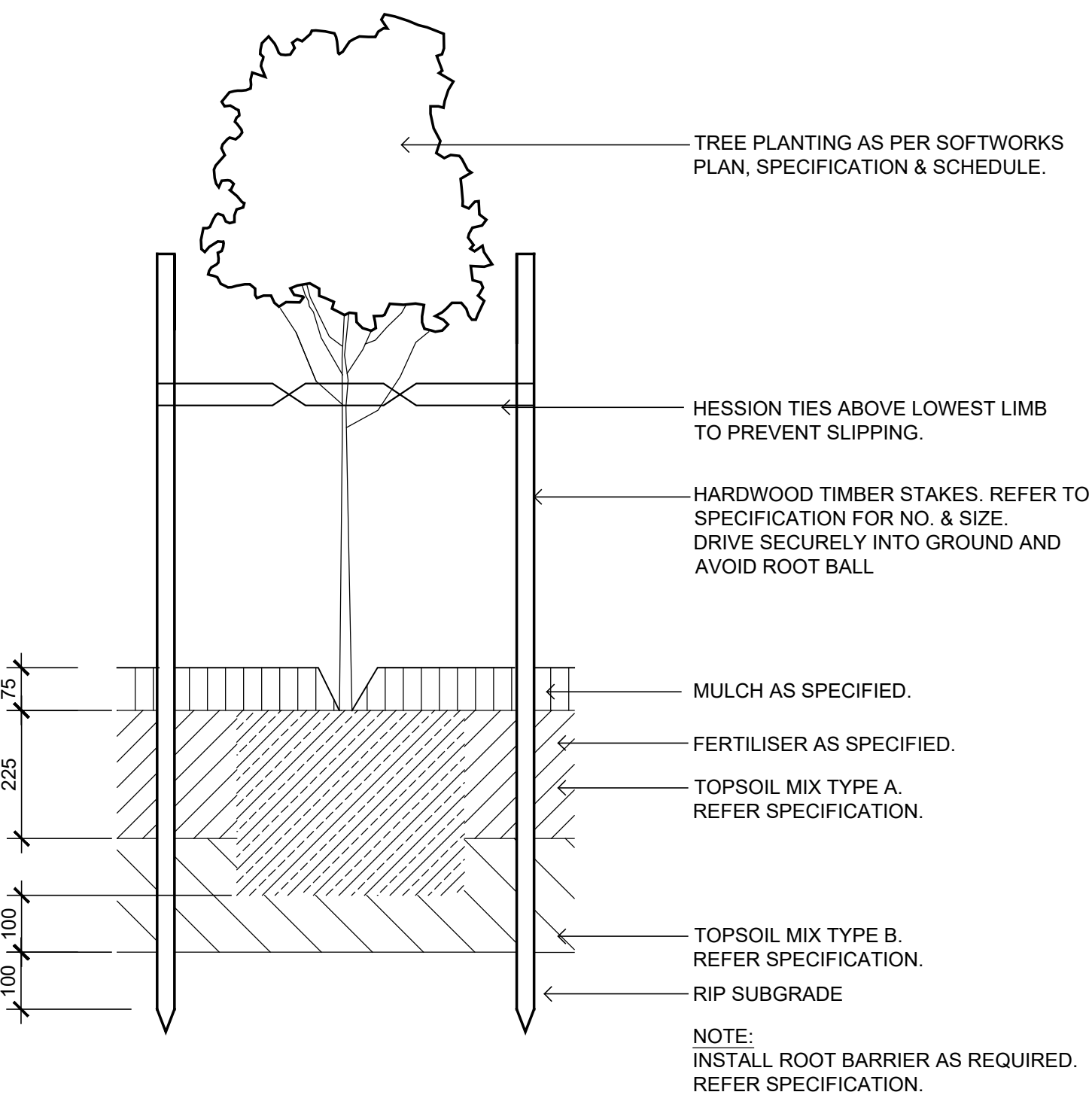
Scale: 1:150 @ A1

Job Number: **SS19-4121**

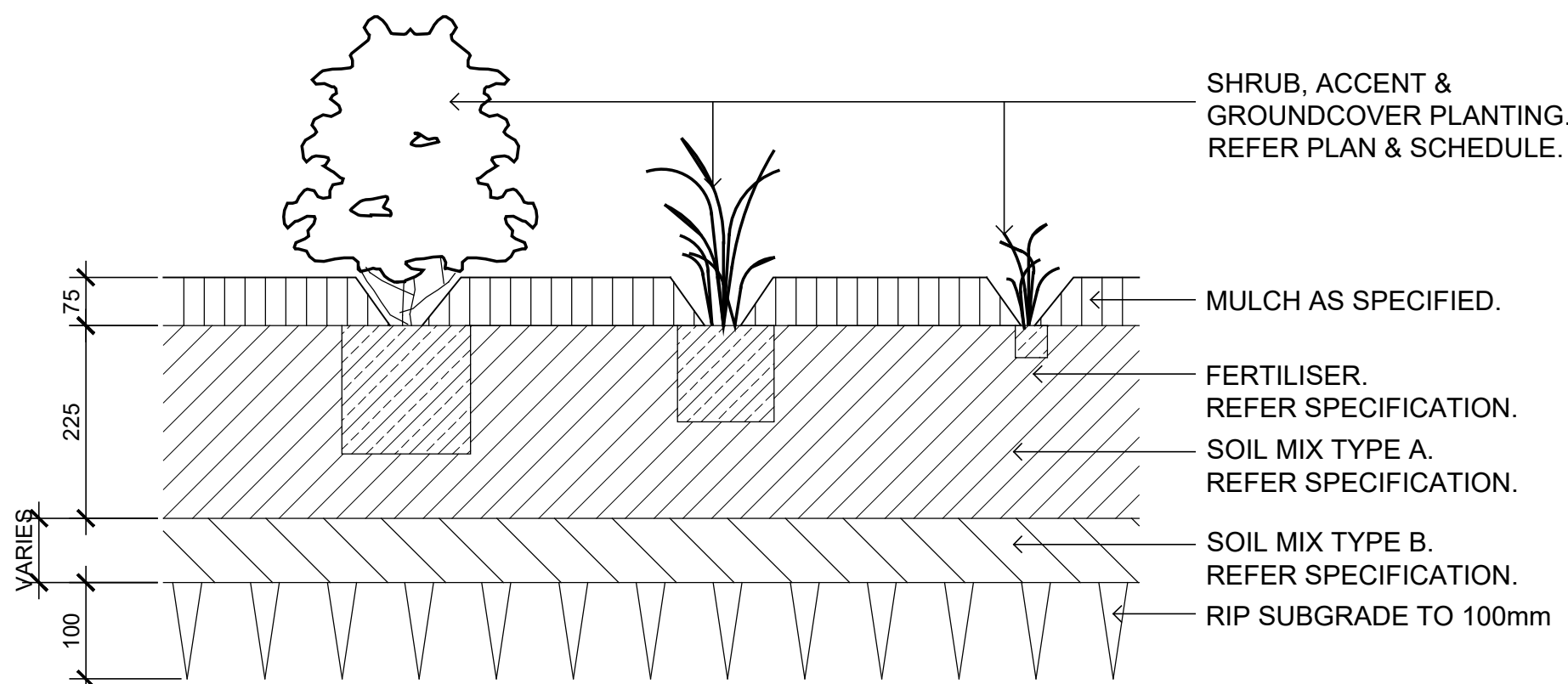
Drawing Number: **102**

Issue: **E**

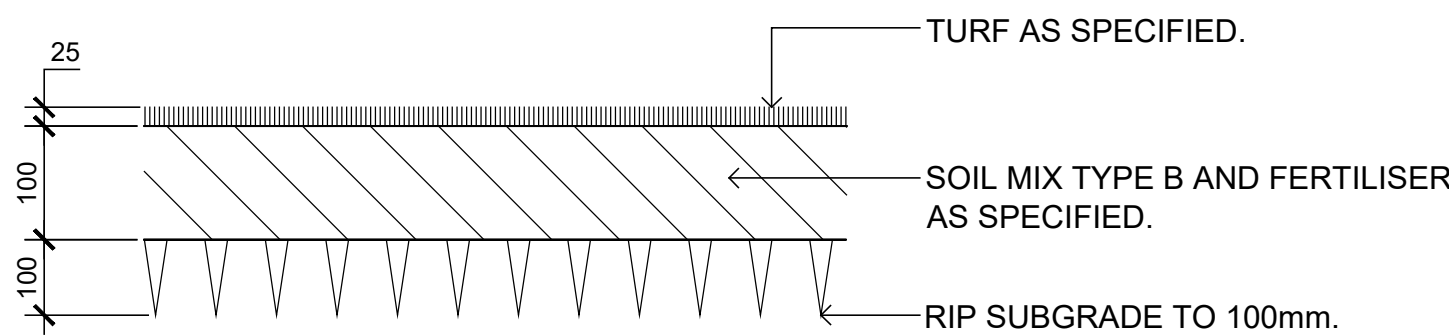




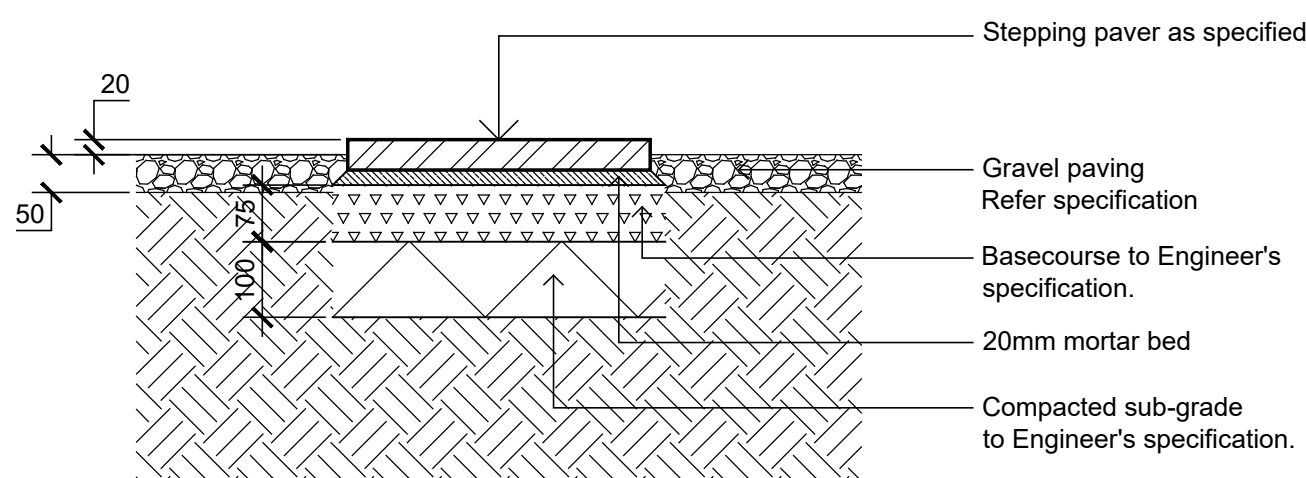
25L-75L TREE PLANTING ON GRADE  
SCALE 1:10



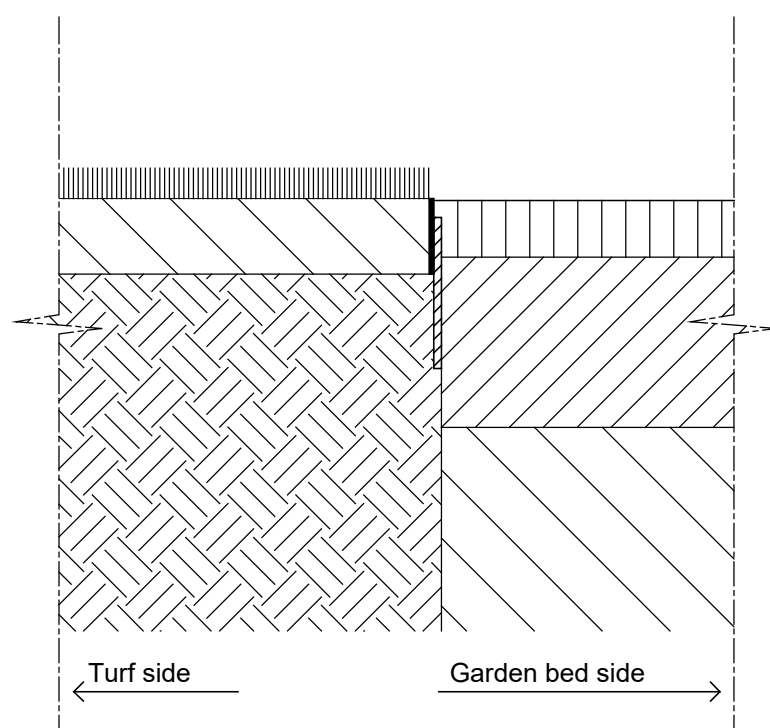
SHRUB, ACCENT & GROUNDCOVER PLANTING ON GRADE  
SCALE 1:10



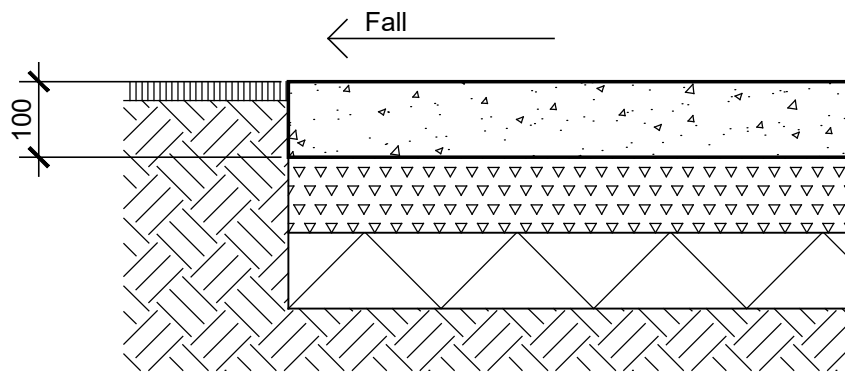
TURF ON EVEN GRADE  
SCALE 1:10



STEPPING PAVER IN GRAVEL ON GRADE  
SCALE 1:10



TYPICAL MILD STEEL EDGE  
SCALE 1:10



INSITU CONCRETE PAVING  
SCALE 1:10

NOT FOR CONSTRUCTION

© 2019 Site Image (NSW) Pty Ltd. ABN 44 801 262 380 as agent for Site Image NSW Partnership. All rights reserved. This drawing is copyright and shall not be reproduced or copied in any form or by any means (graphic, electronic or mechanical including photocopy) without the written permission of Site Image (NSW) Pty Ltd. Any license, expressed or implied, to use this document for any purpose what so ever is restricted to the terms of the written agreement between Site Image (NSW) Pty Ltd and the instructing party.

The contractor shall check and verify all work on site (including work by others) before commencing the landscape installation. Any discrepancies are to be reported to the Project Manager or Landscape Architect prior to commencing work. Do not scale this drawing. Any required dimensions not shown shall be referred to the Landscape Architect for confirmation.

B	FOR SUBMISSION	JM	NM	06.11.2019
A	FOR COMMENT	SM	NM	16.07.2019
Issue	Revision Description	Drawn	Check	Date

LEGEND

SITE IMAGE  
Landscape Architects  
Level 1, 3-5 Baptist Street  
Redfern NSW 2016  
Australia  
Tel: (61 2) 8332 5600  
Fax: (61 2) 9698 2877  
www.siteimage.com.au

Client:  
**NSW**  
GOVERNMENT  
**Family & Community Services**  
Land & Housing Corporation  
Project:  
**16-26 Friend Street**  
**Merrylands, NSW 2160**

Drawing Name:  
**Landscape Details**  
DEVELOPMENT APPLICATION  
Scale: **AS SHOWN**  
Job Number: **SS19-4121**  
Drawing Number: **501**  
Issue: **B**